



Cycle Ride Line Graphs

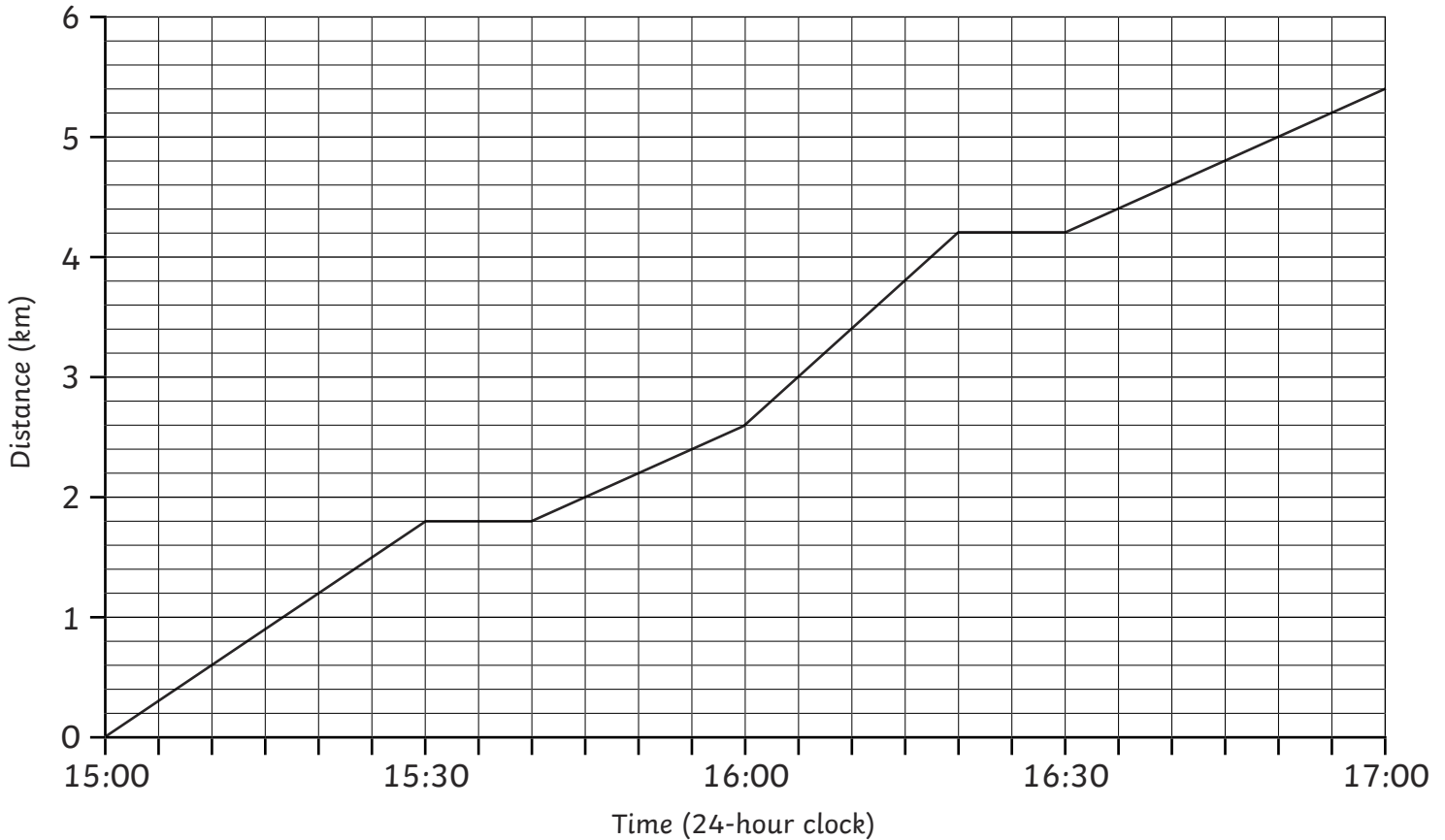
I can read and interpret line graphs.



Here is a table of data showing how far Rhys cycled over two hours.

Time (24-hour clock)	15:00	15:10	15:20	15:30	15:40	15:50	16:00	16:10	16:20	16:30	16:40	16:50	17:00
Distance (km)	0	0.6	1.2	1.8	1.8	2.2	2.6	3.4	4.2	4.2	4.6	5	5.4

A Line Graph to Show How Far Rhys Cycled over Two Hours



Use the line graph that Rhys made with this data to answer the questions:

- How far had Rhys cycled by 15:55?

- How many minutes did it take Rhys to cycle 3.4km?

- At what time did Rhys stop cycling to have his first rest?

- How many km did Rhys cycle from 15:45 to 16:05?

- How many km did Rhys cycle from 16:05 to 16:20?

- How many minutes did it take Rhys to cycle from 2km to 3km?

- How many minutes did it take Rhys to cycle from 3.4km to 5.4km?

- How many minutes did Rhys rest for at 4.2km?

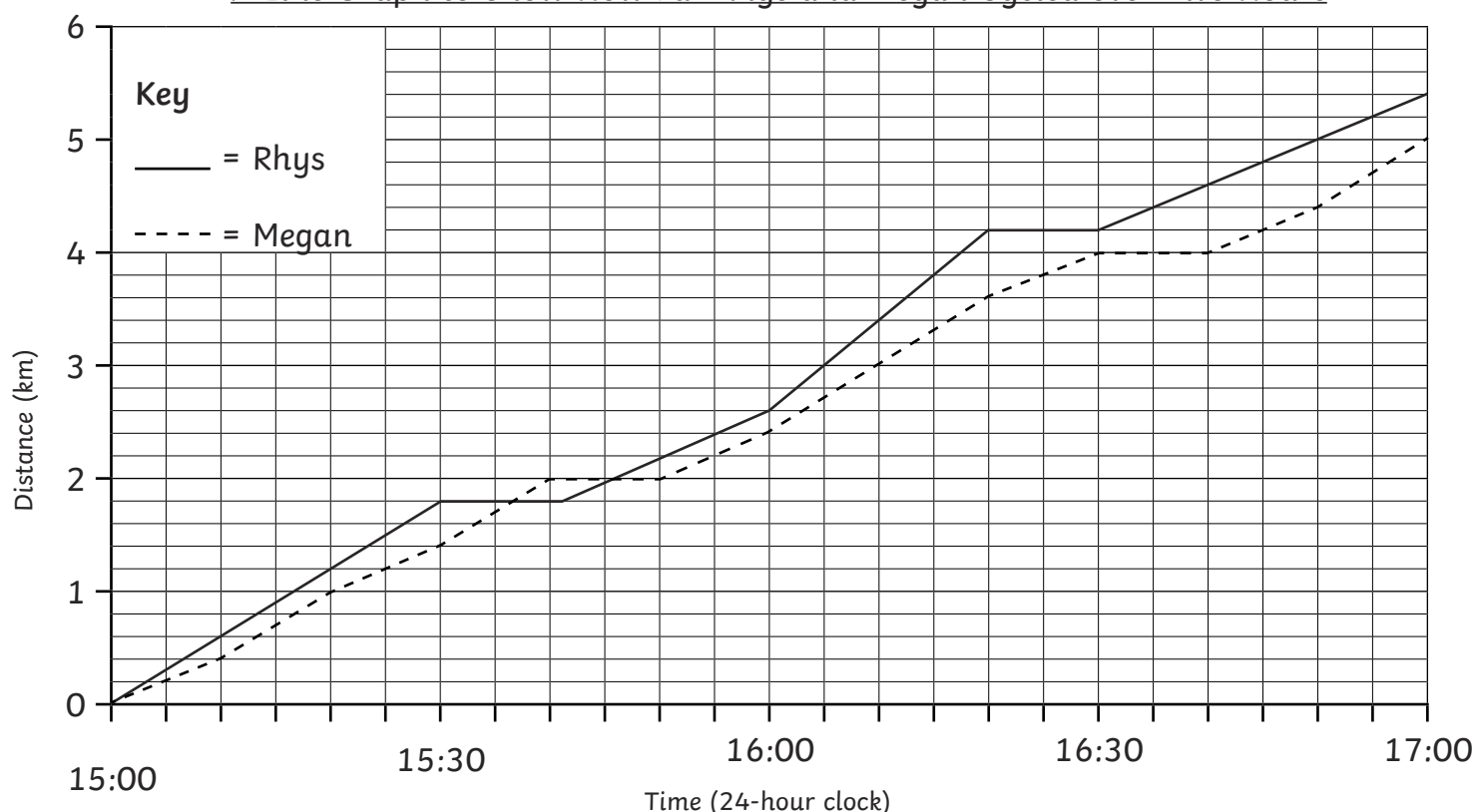
Cycle Ride Line Graphs

I can read and interpret line graphs.

Here is the table of data showing how far Rhys and Megan cycled over two hours.

Time (24-hour clock)	15:00	15:10	15:20	15:30	15:40	15:50	16:00	16:10	16:20	16:30	16:40	16:50	17:00
Rhys's Distance (km)	0	0.6	1.2	1.8	1.8	2.2	2.6	3.4	4.2	4.2	4.6	5	5.4
Megan's Distance (km)	0	0.4	1	1.4	2	2	2.4	3	3.6	4	4	4.4	5

A Line Graph to Show How Far Rhys and Megan Cycled over Two Hours



Use the line graph that Rhys and Megan made with their data to answer the questions:

- How far had Megan cycled by 15:55?

- How many minutes did it take Megan to cycle 3.8km?

- At what time did Rhys stop cycling to have his second rest?

- At what time did Megan stop cycling to have her first rest?

- How much further had Rhys cycled than Megan at 16:10?

- Did Rhys increase or decrease his lead from 16:10 to 16:20? By how much?

- How many minutes did it take Megan to cycle from 3km to 4km?

- For how many km was Megan in the lead?

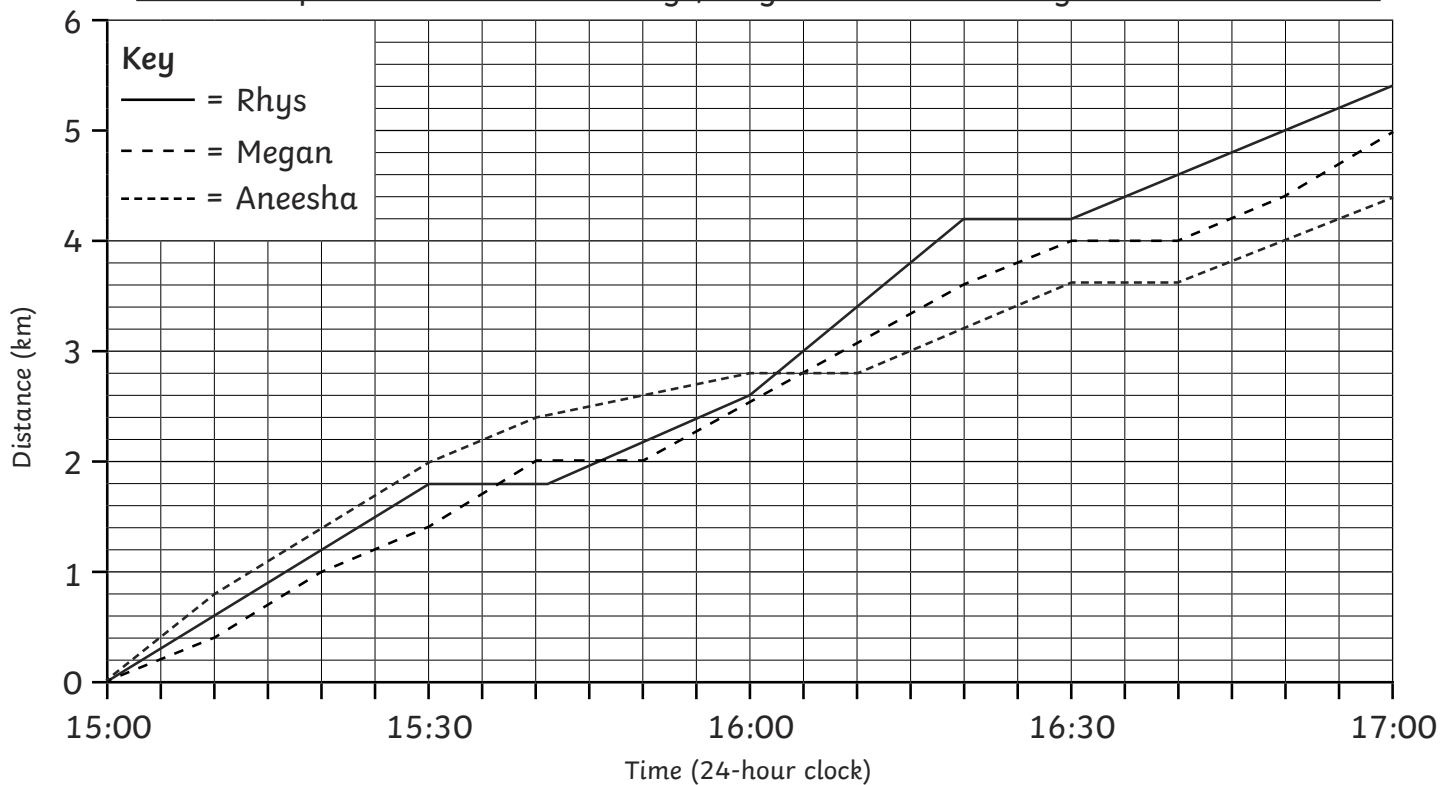
Cycle Ride Line Graphs

I can read and interpret line graphs.

Here is the table of data showing how far Rhys, Megan and Aneesha cycled over two hours.

Time (24-hour clock)	15:00	15:10	15:20	15:30	15:40	15:50	16:00	16:10	16:20	16:30	16:40	16:50	17:00
Rhys's Distance (km)	0	0.6	1.2	1.8	1.8	2.2	2.6	3.4	4.2	4.2	4.6	5	5.4
Megan's Distance (km)	0	0.4	1	1.4	2	2	2.4	3	3.6	4	4	4.4	5
Aneesha's Distance (km)	0	0.8	1.4	2	2.2	2.6	2.8	2.8	3.2	3.6	3.6	4	4.4

A Line Graph to Show How Far Rhys, Megan and Aneesha Cycled over Two Hours



Use the line graph that Rhys, Megan and Aneesha made with their data to answer the questions:

- Approximately, how far had Aneesha cycled by 15:55?
- How many minutes did it take Aneesha to cycle 3.6km?
- At what time did Aneesha stop cycling to have her first rest?
- How much further had Aneesha cycled than Megan by 15:30?
- How much further had Rhys cycled than Aneesha by 16:20?
- How much further had Megan cycled than Aneesha by 16:50?
- How much longer did it take Aneesha to cycle 3km than it took Rhys?
- Who was in the lead for the first hour? How and why did this change in the second hour?



Cycle Ride Line Graphs Answers

Question	Answer
1.	How far had Rhys cycled by 15:55?
	2.4km
2.	How many minutes did it take Rhys to cycle 3.4km?
	70 minutes
3.	At what time did Rhys stop cycling to have his first rest?
	15:30
4.	How many km did Rhys cycle from 15:45 to 16:05?
	1km
5.	How many km did Rhys cycle from 16:05 to 16:20?
	1.2km
6.	How many minutes did it take Rhys to cycle from 2km to 3km?
	20 minutes
7.	How many minutes did it take Rhys to cycle from 3.4km to 5.4km?
	50 minutes
8.	How many minutes did Rhys rest for at 4.2km?
	10 minutes



Cycle Ride Line Graphs Answers

Question	Answer
1.	How far had Megan cycled by 15:55?
	2.2km
2.	How many minutes did it take Megan to cycle 3.8km?
	85 minutes
3.	At what time did Rhys stop cycling to have his second rest?
	16:20
4.	At what time did Megan stop cycling to have her first rest?
	15:40
5.	How much further had Rhys cycled than Megan at 16:10?
	0.4km
6.	Did Rhys increase or decrease his lead from 16:10 to 16:20? By how much?
	He increased his lead by 0.2km, to 0.6km.
7.	How many minutes did it take Megan to cycle from 3km to 4km?
	20 minutes
8.	For how many km was Megan in the lead?
	0.2km



Cycle Ride Line Graphs Answers

Question	Answer
1.	Approximately, how far had Aneesha cycled by 15:55?
	Accept answers of approximately 2.7km.
2.	How many minutes did it take Aneesha to cycle 3.6km?
	90 minutes
3.	At what time did Aneesha stop cycling to have her first rest?
	16:00
4.	How much further had Aneesha cycled than Megan by 15:30?
	0.6km
5.	How much further had Rhys cycled than Aneesha by 16:20?
	1km
6.	How much further had Megan cycled than Aneesha by 16:50?
	0.4km
7.	How much longer did it take Aneesha to cycle 3km than it took Rhys?
	10 minutes
8.	Who was in the lead for the first hour? How and why did this change in the second hour?
	Aneesha was in the lead for the first hour but then she had a rest so Rhys and Megan overtook her.